

## Bm Guitar Chord For Beginners

The Bm guitar chord is probably the one that my students hate the most! It's difficult to play and that's why this is one of our most popular lessons!

**In th**

**is free lesson you will learn:**

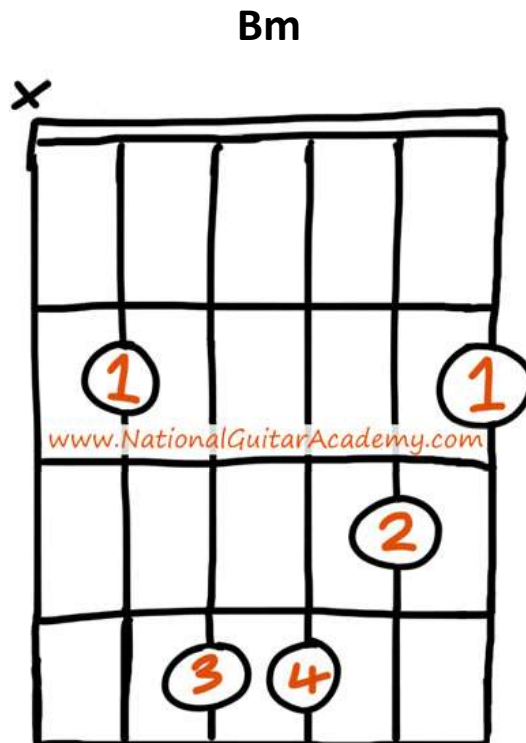
- How to play the Bm guitar chord correctly
- The best Bm guitar chord for beginner guitarists to use
- A super-simple 2-finger version of Bm

## How to play the Bm guitar chord correctly

Why is the B minor guitar chord so hard to play? Because a 'barre' is needed to play the chord in its standard form.

("Using a barre" and "barring a string" simply means to use your first finger to press down several strings.)

A standard Bm chord looks like this:



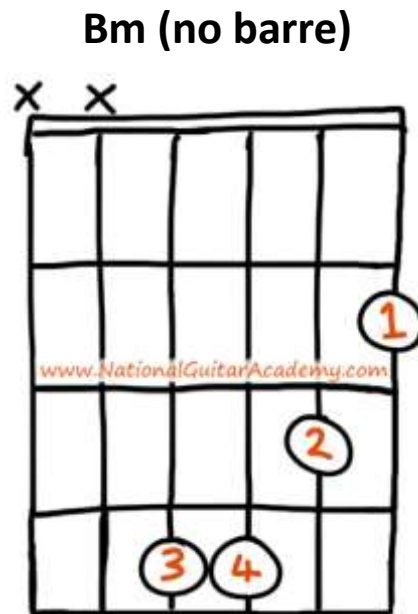
(If you don't understand the above image please read our article "[How To Read Guitar Chordboxes In 60 Seconds](#)". It will make everything clear!)

As you can see, it's a tough chord to play. You'll need to be an intermediate guitar player to consistently play this chord quickly and accurately.

Beginner guitarists need easier options. Let's check them out!

## An easier way to play the Bm chord on guitar

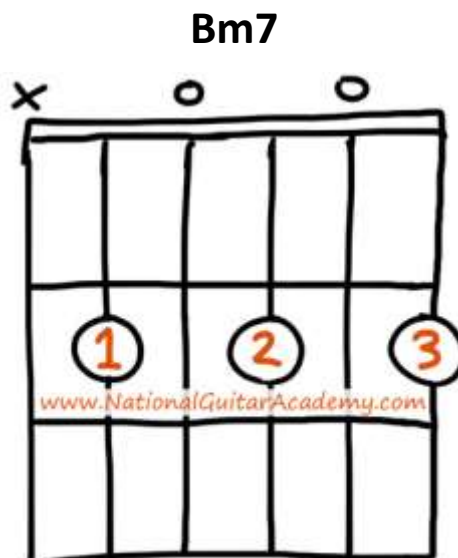
Probably the most widely recommended 'beginner Bm' looks like this:



I'm not a fan of this version of Bm. Sure, it's a B minor guitar chord and it is easier to play than a barred Bm, but my beginner students still find this chord too difficult to play, so I always recommend **an even easier version of Bm**.

## My favourite easy Bm guitar chord

This lovely chord is called Bm7. It's a close variant of Bm that sounds great and is much easier to play than a standard B minor guitar chord.



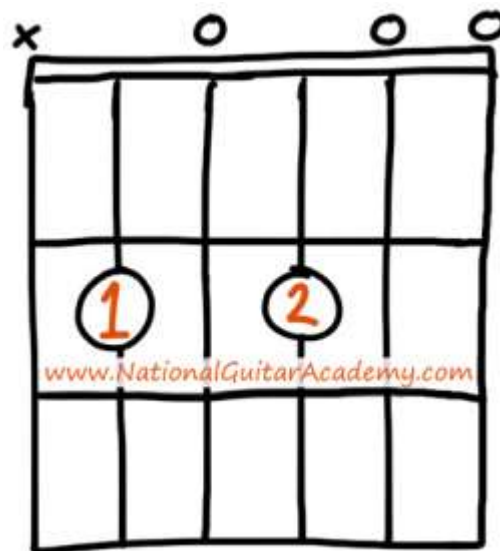
Bm7 is still a bit fiddly because it requires 3 fingers, but it's simpler to remember and to play because the notes are all on the same fret.

In my experience most beginner guitarists can learn to play this chord accurately and consistently within a few weeks.

## The Super-Simple 2- finger way to play Bm

There's an even easier version of Bm that you can play, which looks like this:

### Bm (2-finger version)



This doesn't sound as good as Bm7 (it isn't as closely linked to Bm) but it still has that all important B root note and is a much **much** easier chord to play than a standard Bm.



## The Best Easy Versions Of This Chord

### NOTICE THIS IMPORTANT NOTICE...!

Regardless of which of the above versions you choose to play it's very important that you **don't play the 6th string**. ([String numbers are explained here.](#))

The first note that we want to hear in a pure and clean Bm guitar chord is the B note on the 5th string. (The note being played by the 1st finger in the above chordbox.)

### I have to avoid strumming certain strings? That sounds really hard Mike!

Don't get too hung about skipping the 6th string. It's definitely something you should work towards as an aim, but you'll initially find it very difficult to do. That's ok and it's normal.

Don't fall into the trap of spending ages lining up your pick in just the right place before strumming the chord. **It's much more important that you just strum the guitar.**

Free guitar lesson: [How To Skip Strings While Strumming](#)

Through repetition, you will very quickly improve and be able to perfect the chord. But if you wait for too long, trying to get everything to be perfect before you play the chord you will fall into the "analysis paralysis" trap and you'll

learn at a snail's pace. **Don't make this mistake!**

### 'I'd rather just learn the Bm guitar chord the correct way from the beginning'

This is something I hear a lot from new students. I admire your determination!

But look at it like this: In the long-term we want you to be able to strum a Bm guitar chord while skipping the 6th string. That's true. But it's hard to do and is simply beyond the ability of most beginner guitarists.

Trying to achieve this too early on just slows you down and stunts your progress. Trust me, I've seen people try to do this both ways and there's a clear winner between the two methods.

**In the short-term, it's more important that you just dive in and strum the guitar lots.** Our first goal is to get you feeling comfortable holding and strumming the guitar. As you progress you'll find that finessing a Bm guitar chord (and others like it) will get exponentially easier.

### **Are there any other types of Bm guitar chords?**

Yes, there's lots of them, but we won't go through them here. They are all too hard for beginner guitarists to play, so let's master the easiest one first!

## Popular Lessons

[How To Learn Guitar: An 11-Step Programme For Beginners](#)

[10 Easy Songs For Beginners](#)

[How To Strum A Guitar](#)

[How To Choose The Perfect Beginner Guitar](#)

[Guitar Notes Explained: A Guide For Beginners](#)

[How To Play Lead Guitar](#)

[3 Easy Ways To Play Bm](#)

## More Cool Guitar Stuff

Learn about the National Guitar Academy: [About Us](#)

Join us on [Facebook](#) for daily guitar tips.

Listen to our [Learn Guitar Podcast](#) for rapid guitar progress.

Check out our [free chord lessons](#).

Another free guide from your friends at

 **National Guitar Academy**  
Become the guitarist of **your dreams**