

## **B guitar chord – Tips for this tough chord**

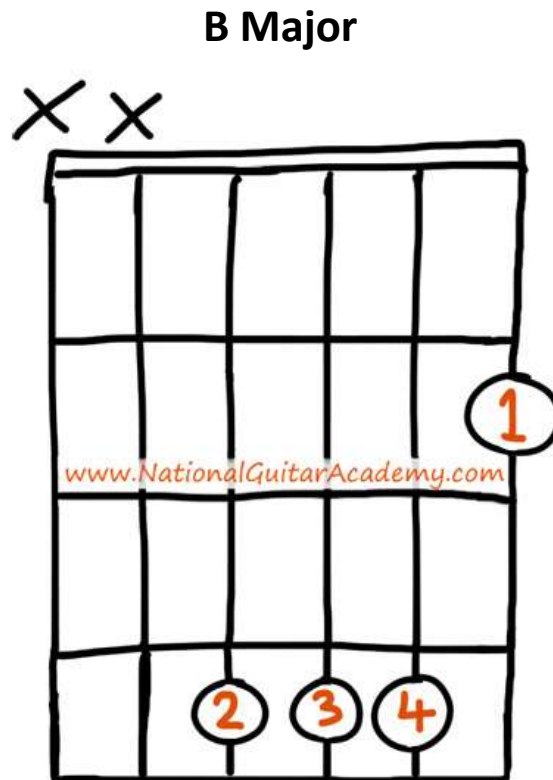
The B guitar chord is probably the hardest of all chords for beginner guitarists to play.

### **In this free lesson you will learn:**

- How to play the B guitar chord correctly
- The best B chord for beginner guitarists to use
- A simple 3-string version of the B guitar chord
- 3 bonus tricks you can use to make your B chords sound better

## How to play the B guitar chord properly

Ok, before we look at the easier alternatives let's see how the B guitar chord should ideally be played (note that the full name of B is actually "B Major", but most people just refer to it as "B"):



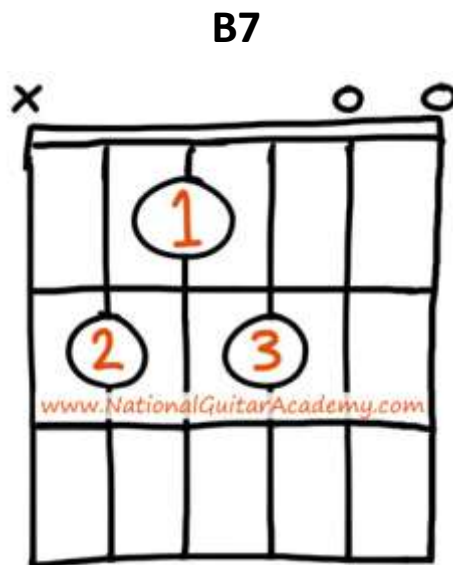
(If you don't understand the above image please read our article "[How To Read Guitar Chordboxes In 60 Seconds](#)". It will make everything clear!)

Give it a try. As you will see it's a challenging chord to play.

I've learnt through thousands of hours of teaching that the B guitar chord is simply out of reach for beginner guitarists. We need an alternative; a different version of B that you can use as a stepping stone to develop your finger dexterity and accuracy.

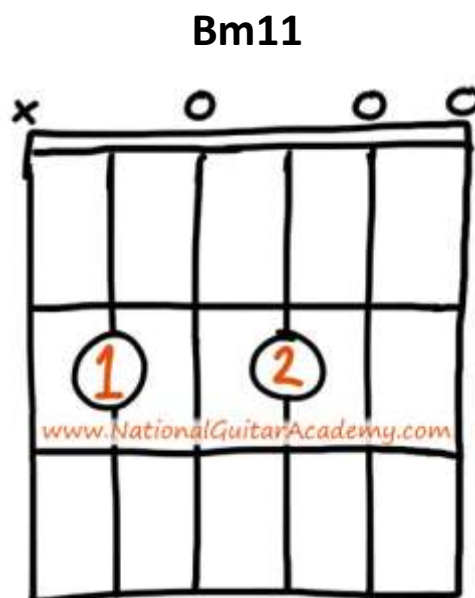
## Mastering the B guitar chord – Two great versions for beginner guitarists

The first of these two chords is called “B7”. It look like this:



As you can see this is a much easier version of the B guitar chord, though it's still a little tricky for total beginners because it requires 3 fingers. Stick with it! **This is the best version of the B guitar chord for beginners to learn.**

Let's look at a 2-finger version of the B guitar chord. (This is easier to play than B7 but doesn't sound as good, so it doesn't win my overall recommendation.)



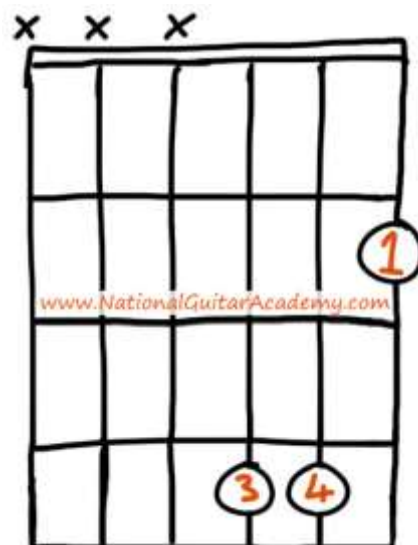
This is a great version of the B guitar chord for beginners to use. Even though it doesn't sound as good as a full B major chord, or as strong as a B7, it does contain the all-important B root note and is a *passable* B chord for absolute guitar beginners.

Once you have 10-15 hours of guitar playing under your belt you should look to 'upgrade' from Bm11 and play B7 instead.



## The Best Easy Versions Of This Chord

A super-simple, 3-string version of the B guitar chord



This version of the B guitar chord sounds a little thin (it's bound to, of course, as you're only using half of the strings), but it's still a valid B major chord and is ideal for children's smaller hands and adults who are struggling to play the other versions of B.

**QUICKTIP:** You can find a great overview of the anatomy of the guitar in [this Guardian piece](#).

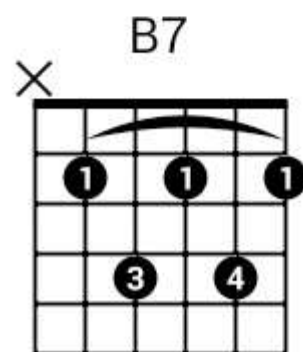
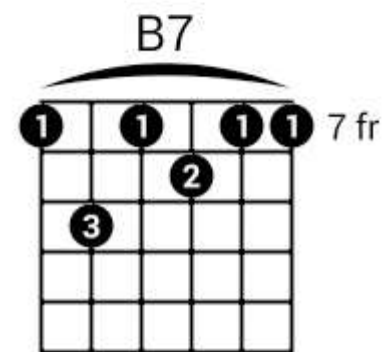
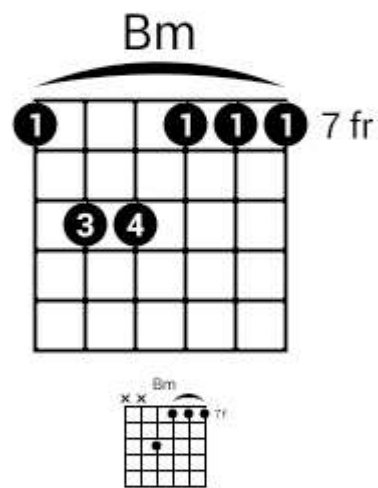
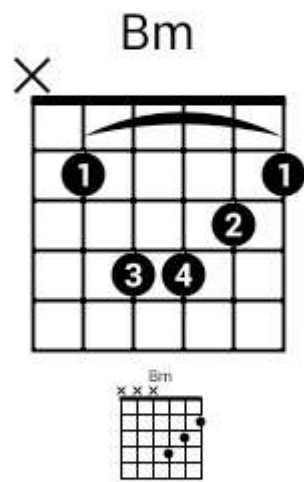
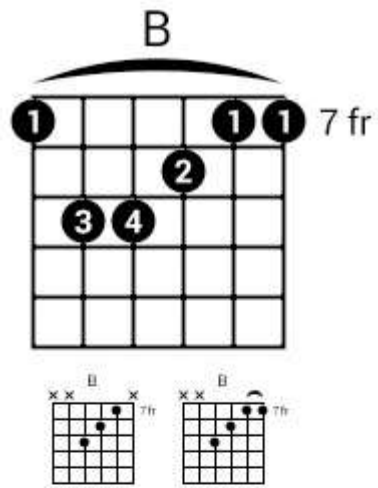
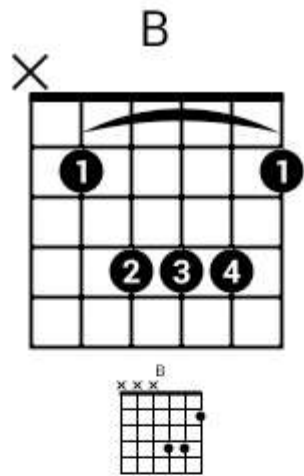
## A great version of the B guitar chord for acoustic players

This loose-sounding B guitar chord is called Bsus4 (which is short for "B suspended fourth"). It's a wonderful chord for acoustic guitars and creates a light, free sound.

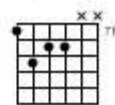
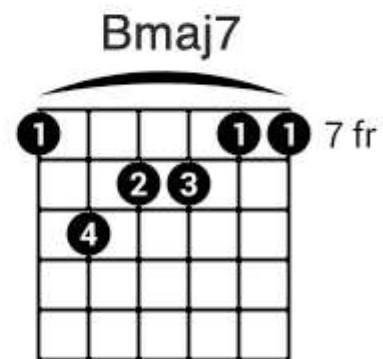
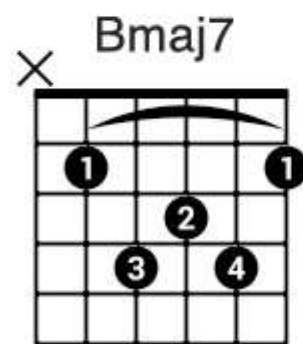
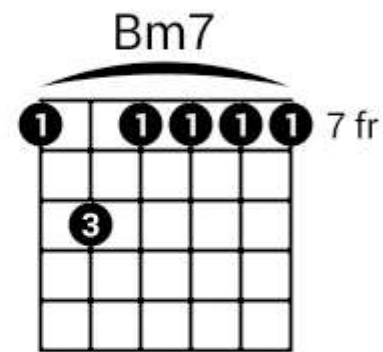
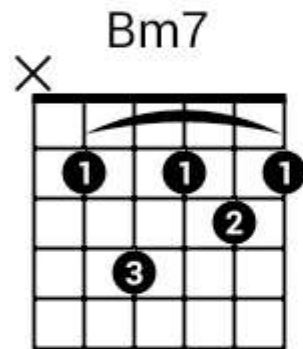
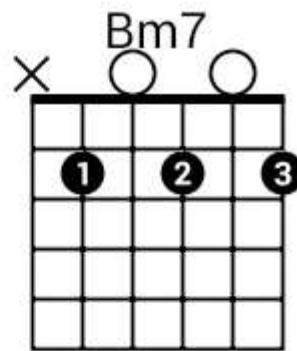
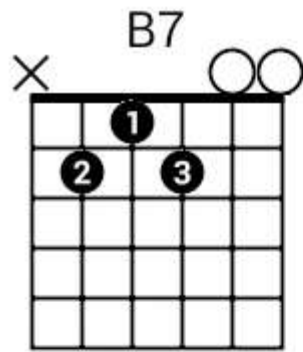


# Common versions of B

Lots of barred chords here!



Here's some more useful versions of B...



## Popular Lessons

[How To Learn Guitar: An 11-Step Programme For Beginners](#)

[10 Easy Songs For Beginners](#)

[How To Strum A Guitar](#)

[How To Choose The Perfect Beginner Guitar](#)

[Guitar Notes Explained: A Guide For Beginners](#)

[How To Play Lead Guitar](#)

[3 Easy Ways To Play Bm](#)

Another free guide from your friends at

 **National Guitar Academy**  
Become the guitarist of **your dreams**