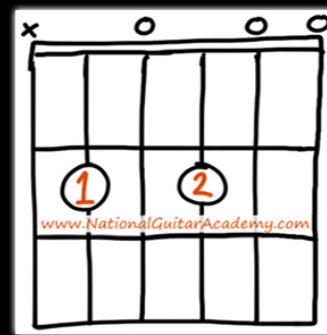
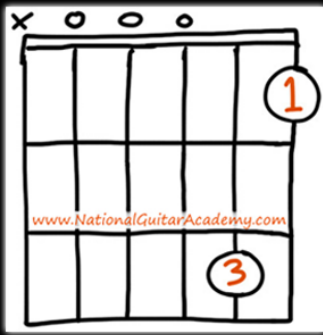
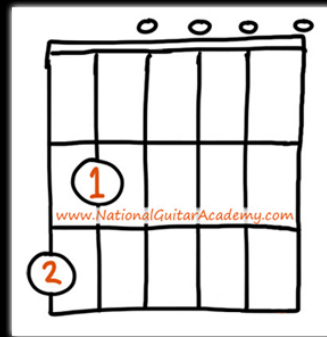



LEARN EASY CHORDS

STEPPING-STONE CHORDS

12 EASY SHAPES FOR BEGINNERS



MIKE KENNEDY



National
Guitar Academy

STEPPING-STONE CHORDS

12 EASY CHORD SHAPES FOR BEGINNERS

FACT: If you have FUN while playing guitar you will practice more. And the more you practice, the better you get. We believe that having FUN is the secret to your progress.

Everything we do at the National Guitar Academy is based around 1 simple principle: **MAKE THINGS AS MUCH FUN AS POSSIBLE, FROM THE VERY START!**

Learning guitar can be tough. For some people, it's simply too hard. 99% of the time, they give up because they tried to learn full chords and it was frustrating to them when they couldn't make the shapes quickly and accurately.


Here's a secret... If you want to learn guitar FAST don't start with full chords! Use stepping-stone chords.

'Stepping-stone chords' are easy chord shapes that get you making music straight away. As you play these shapes you will develop control, strength and dexterity in your fingers and after a short while you can 'graduate' up and start playing the full chord shapes. (The full chords will now be much easier for you to play.)


On the left is a standard 'full' A chord. On the right you will see a stepping-stone voicing of a A chord that you can play in place of all A Major chords. In the rest of this guide you will see stepping stone versions of all the most common chords. Enjoy!

If you enjoy this simple approach, sign up for our free guitar tutorials by email. You'll get our best tips delivered straight to your inbox. It's free. And awesome.

'FULL' VERSION




STEPPING-STONE VERSION




'FULL' VERSION

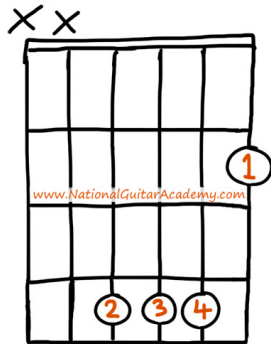
A Major



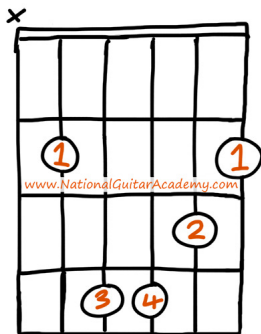
Am



B Major




Bm




STEPPING-STONE VERSION


Asus2




Am7



Bm11

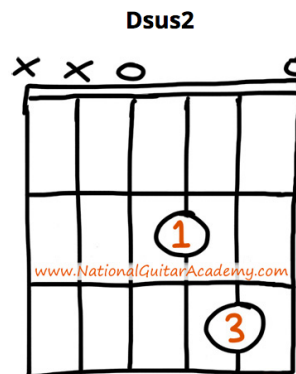
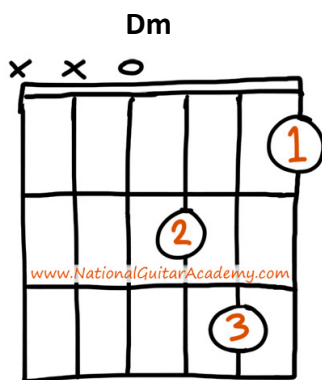
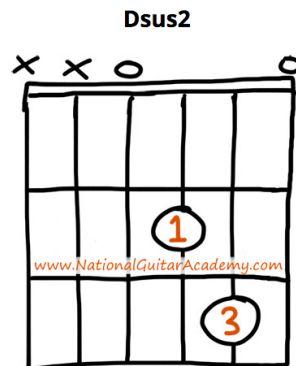
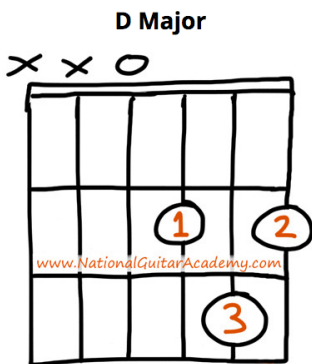
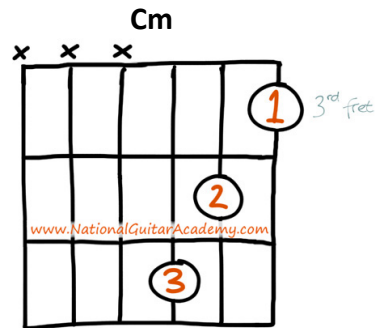
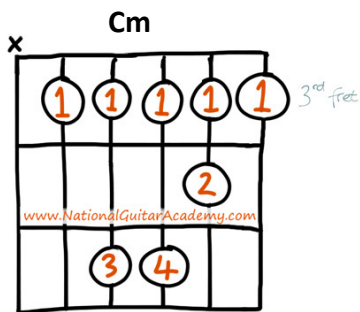
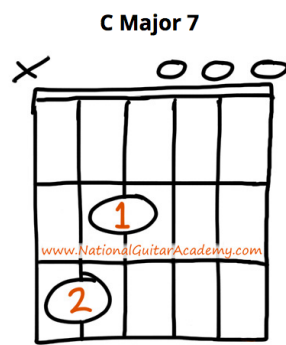
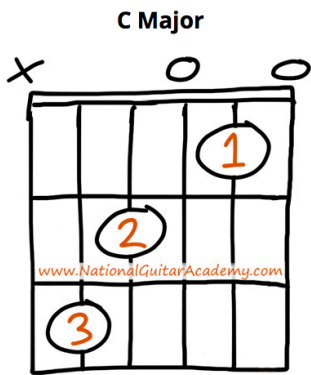


Bm11




'FULL' VERSION

STEPPING-STONE VERSION




'FULL' VERSION

E Major




STEPPING-STONE VERSION


E7



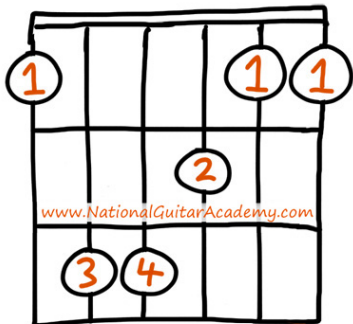
Em



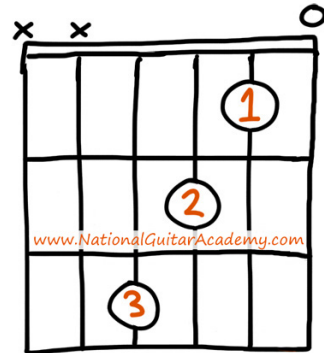
Em



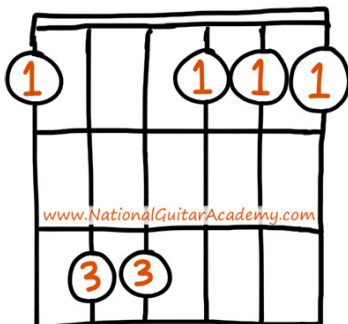
F Major



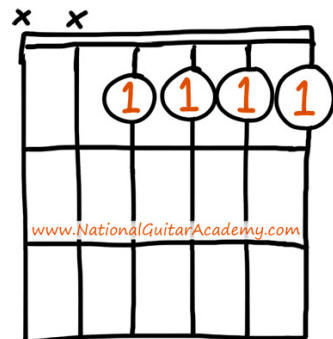
Fmaj7



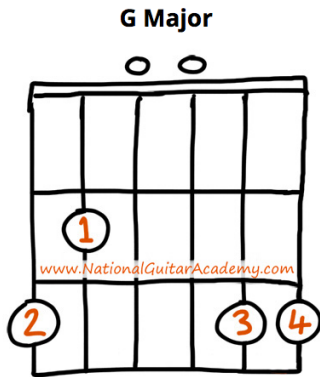
Fm



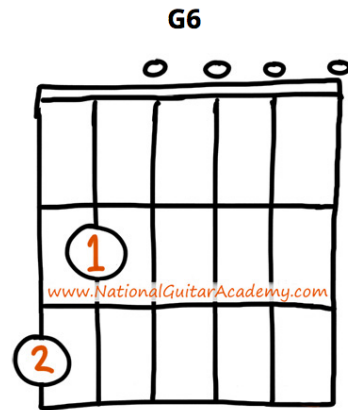
Fm7



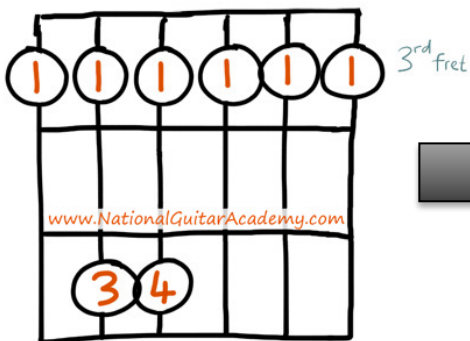
'FULL' VERSION



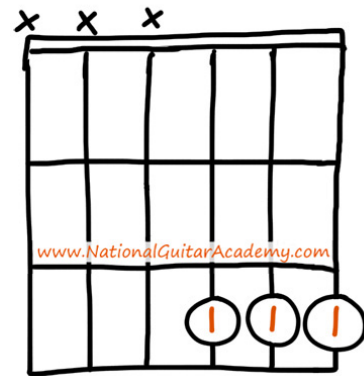
STEPPING-STONE VERSION




G Minor



Gm (version 3)



Learn how to make guitar music that you love, that other people adore and that you are proud to play.



FREE LESSONS

Which area of your guitar playing would you like to turbocharge today?

SUPER-SIMPLE CHORDS

CHORDS

SUPER-SIMPLE
STRUMMING TIPS

STRUMMING TECHNIQUES

SUPER-SIMPLE
LEAD GUITAR

LEAD GUITAR, SCALES & SOLOS

SUPER-SIMPLE
SONGWRITING TIPS

SONGWRITING

SUPER-SIMPLE
GUITAR THEORY


MUSIC THEORY

www.nationalguitaracademy.com

Free guitar tutorials from world-class teachers

MORE COOL STUFF




 PODCAST



 YOUTUBE CHANNEL



 FIND US ON FACEBOOK

PODCAST: <http://nationalguitaracademy.com/podcast/>

FACEBOOK: <https://www.facebook.com/nationalguitaracademy>

YOUTUBE: <http://nationalguitaracademy.com/youtube>