

How To Play G Minor Chords Easily

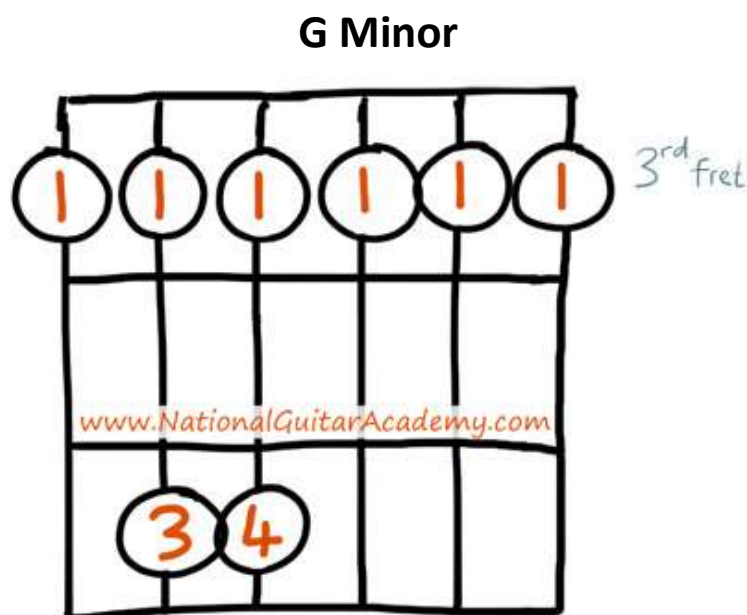
The G minor guitar chord, usually written as “Gm”, is one of the least common minor guitar chords. I always tell my students that although it doesn’t appear too often it’s still a good chord to know because it sounds so cool.

In this free lesson you will learn:

- How to play a standard G minor guitar chord
- 3 easier ways to play the G minor guitar chord (ideal for beginners)
- A super-simple 1-finger version of the Gm guitar chord

The standard way to play the G minor guitar chord

Here’s what a full G minor guitar chord looks like:



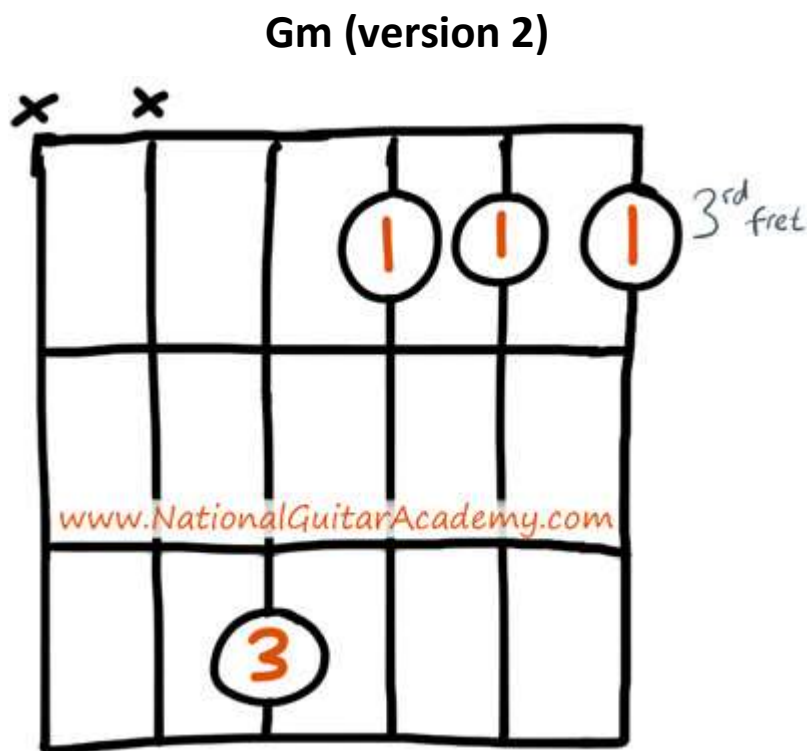
Barred guitar chords like this are too difficult for beginner guitarists to play, so let's look at some easier ways to play a G minor guitar chord instead.

(If you don't understand the above image please read our article "[How To Read Guitar Chordboxes In 60 Seconds](#)". It will make everything clear!)

3 easier ways to play a G minor guitar chord (Gm)

Let's look at 3 easier alternatives that I often recommend to my students.

This first option is a simplified version of the full Gm guitar chord shown above:

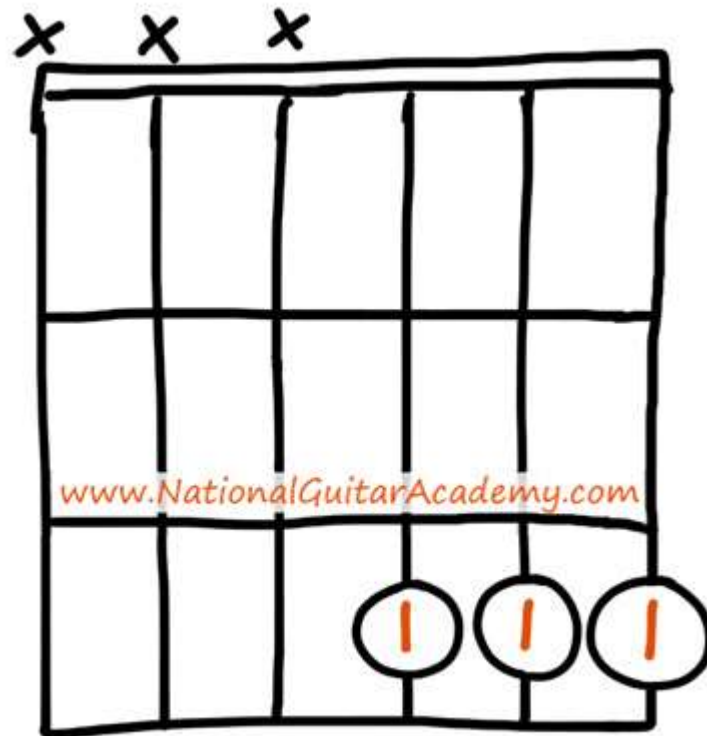


This is easier to play than a standard G minor guitar chord, but you will still find it tough to play. Make sure you don't play strings 5 & 6 when strumming this version of G minor. (String numbers are explained [here](#).)

That's still too difficult Mike! Is there an even easier way to play a G minor guitar chord?

Yes! This is the version I recommend for my students who are total beginners:

Gm (version 3)



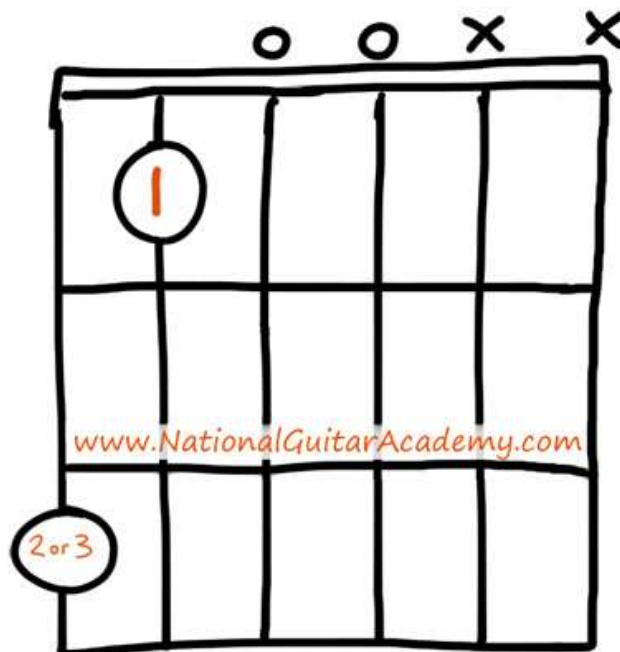
As you can see this is a much easier version the Gm guitar chord than the others! This Gm chord is well suited to people who are very early in their guitar journey.

The only issue with this version of the G minor guitar chord is that it sounds a little thin. That's the trade off we're making here; we're sacrificing the quality of a well-rounded and full G minor for the playability of this simple 3-string version of G minor chord.



Are there any other simple ways to play a G minor guitar chord?

This 2-finger version of the Gm chord gives us much more 'low end':



Be sure to skip strings 1 & 2 when playing this chord or it won't sound right (as it will no longer be a Gm chord if you play them). This version of the Gm guitar

chord gives us a deeper and more melancholy tone and is a handy one to have in your locker. (But honestly, most of the time you'll be better using the previous version.)

“These easy versions don't sound great Mike...”

Playing stripped-down versions of guitar chords inevitably affects the quality of the sound, but that's the trade off for using simpler chords.

Think of these easy versions of the G minor guitar chord as stepping stones; chords you'll play while you develop as a guitarist and improve your finger-control and dexterity to the point where you can play the full version of G minor guitar chord.

You need to decide which one of these easier chords works best for the piece of music you are playing and also suits your current ability level. They will all do the job, so take your pick and enjoy playing these different G minor guitar chords.

A useful tip for all difficult barre chords

You can use a capo to make a difficult piece of music easy. For example, if you put a capo on the 3rd fret and play an Em chord, the sound that comes out of the guitar will be Gm. Give it a try!

The capo simply does the job your finger is doing when you barre strings. It's raising the key of the guitar which means you can play different (and easier) chords shapes to get the same result. Don't be afraid of experimenting with a capo, it's a beginner guitarist's best friend!

Popular Lessons

[How To Learn Guitar: An 11-Step Programme For Beginners](#)

[10 Easy Songs For Beginners](#)

[How To Strum A Guitar](#)

[How To Choose The Perfect Beginner Guitar](#)

[Guitar Notes Explained: A Guide For Beginners](#)

[How To Play Lead Guitar](#)

[3 Easy Ways To Play Bm](#)

More Cool Guitar Stuff

Learn about the National Guitar Academy: [About Us](#)

Join us on [Facebook](#) for daily guitar tips.

Listen to our [Learn Guitar Podcast](#) for rapid guitar progress.

Check out our [free chord lessons](#).

Another free guide from your friends at

 **National Guitar Academy**
Become the guitarist of **your dreams**